

RULON CURVALON CEILING SYSTEM

ARCHITECTURAL SPECIFICATIONS

PART 1 - GENERAL

- A. The Rulon Custom Ceiling Systems covered by this specification shall be the products of the Rulon International, World Commerce Center, 2000 Ring Way Road, St. Augustine, FL 32092. Phone: 800-227-8566, Fax: 904-584-1499.
- B. The General Conditions and the requirements of Division 1 of the specifications shall apply to all work hereunder.
- C. All work shall be performed in accordance with the manufacturer's instructions, and in a manner satisfactory to the owner's representative.

1.01 SCOPE

Rulon International shall furnish all Rulon Curvalon assemblies necessary to complete installation by the contractor, in accordance with plans and specifications. All suspension components shall be supplied by the contractor, as specified.

1.02 RELATED WORK NOT INCLUDED UNDER THIS SECTION

Suspension systems and components for ceilings, other than manufacturer's Rulon Curvalon Ceiling Systems, are not included.

1.03 QUALITY ASSURANCE

- A. **Installer Qualifications:** The installer shall be a firm with a minimum of two (2) years of successful experience in installation of products with similar requirements to this project. The installer shall be acceptable to the architect, manufacturer, and owner's representative.
- B. **Fire Performance Characteristics:** When specified as "Fire Resistant", Rulon Curvalon assemblies shall conform to Class 1, or A flame spread rating, when tested according to ASTM E-84.
- C. **Environmental Standards:** When required, veneer panel components shall originate from well managed forests as certified by accredited and recognized industry certifying organizations.

1.04 PROJECT CONDITIONS

Installation shall be done only when the temperature and humidity closely approximate the interior conditions that will exist when the building is occupied. The heating and cooling systems shall be operating before, during and after installation, with the humidity of the interior spaces maintained between 25% and 55%.

It is important that plenums have proper ventilation, especially in high moisture areas. There shall be no excessive build up of heat in the ceiling areas.

Prior to the start of installation, all exterior windows and doors are to be in place, glazed, and weather-stripped. The roof is to be watertight and all wet trades' work is to be completed and thoroughly dry.

Mechanical, electrical and other utility service installations above the ceiling plane shall have been completed. No materials should rest against, or wrap around, the ceiling suspension components or connecting hangers.

1.05 COORDINATION OF WORK

The layout and installation of Rulon Curvalon support system shall be coordinated with other work penetrating the ceiling. This includes light fixtures, HVAC equipment, and fire suppression system components.

1.06 SUBMITTALS

- A. Product Data: Rulon International shall provide product specifications and installation instructions for all supplied materials.
- B. Shop Drawings: When required, Rulon International shall supply shop drawings showing Rulon Curvalon locations and other details deemed pertinent to proper installation.
- C. Samples: A 9"x12" inch sample, with finish applied, shall be submitted for approval.

1.07 DELIVERY, STORAGE, AND HANDLING

- A. Rulon Curvalon assemblies shall be delivered to the project site in original, unopened packages.
- B. The Rulon Curvalon panels shall be stored in a fully enclosed space. For a minimum of seventy-two (72) hours immediately prior to ceiling installation, the Rulon Curvalon panels shall be stored in the room in which they will be installed. The temperature and humidity of the room shall closely approximate those conditions that will exist when the building is occupied. The Rulon Curvalon panels shall be stored off the floor.
- C. Care in handling must be exercised to avoid damage.

1.08 WARRANTIES

- A. Manufacturer: All materials supplied by the ceiling manufacturer shall be guaranteed against manufacturing defects for one (1) year. Because of differing site conditions, wood stains and colorings can vary with age, and are excluded from this warranty.
- B. Contractor: All work shall be guaranteed for one (1) year from final acceptance of completed work.

PART 2 - PRODUCT

2.01 CEILING PANELS

The Curvalon ceiling panels shall be manufactured by Rulon International, St. Augustine, Florida, PH-1-800-227-8566. Panels shall be factory-fabricated to sizes established by approved Rulon shop drawings and confirmed by field dimensions. The Rulon Curvalon Ceiling Panels will be made with a [veneer species] face veneer, [veneer cut] [veneer match], applied to a 3/4" thick kerfed core material. When necessary, the perimeter of the panel will have a return edge with matching veneer. Wood is a natural product that will undergo changes with variations in the environment. Therefore, all dimension tolerances are $\pm 1/8"$.

2.02 SUSPENSION SYSTEMS

The Rulon Curvalon shall be installed in accordance with applicable architect's drawings, and manufacturer's shop drawings and installation instructions.

2.03 EDGES, BORDERS, AND PERIMETER TRIMS

Edges, borders and perimeter trims, shall be designated by specifier in accordance with standard design details available.

2.04 FINISHES AND COLORS

The Curvalon Panel face and edge surfaces shall be factory finished with a clear or custom stain as selected by the Architect. A clear finish is applied to the back side of panels. Wood is a natural product with variations in grain, texture and color – often ranging from light to dark – thereby affecting the surface look. Product finishes shall be stain or sealer coats – spray applied to a smooth sanded surface.

PART 3 - EXECUTION

3.01 PREPARATION

- A. Ceiling Layout: The contractor shall measure applicable areas, and establish layout of Rulon Curvalon panels and support structure, in accordance with installation instructions.
- B. Coordination: The contractor shall furnish the layout for supports that shall be installed for suspension of ceilings. He shall furnish concrete inserts, steel deck hanger clips, or similar devices for installation, in time to coordinate the work. The contractor shall coordinate with other trades the location of devices which will penetrate the Ceiling Panels or interfere with the installation. Recessed or surface devices located within the ceiling panels are to be located and cut in the field.

3.02 INSTALLATION

General: The contractor shall install materials in accordance with Rulon International instructions and architect's drawings. The installation shall comply with applicable regulations and industry standards.

3.03 ADJUSTMENT, CLEANING, AND REPAIR

- A. The contractor shall make final adjustments to level and/or contours.
- B. Upon completion of installation, all Curvalon surfaces and borders shall be cleaned free of dirt, dust, grease, oils and fingerprints.
- C. All work which cannot be successfully cleaned or repaired shall be removed and replaced.

3.04 INSPECTION

Upon completion of installation, the owner's representative shall inspect all finished surfaces to ensure that work has been performed in a manner satisfactory to the owner. Any deficiencies in the installed Curvalon panels shall be corrected by the contractor at no additional cost to the owner, or to the manufacturer.

RULON CURVALON WALL SYSTEM

ARCHITECTURAL SPECIFICATIONS

PART 1 - GENERAL

- A. The Rulon Custom Wall Systems covered by this specification shall be the products of the Rulon International, World Commerce Center, 2000 Ring Way Road, St. Augustine, FL 32092. Phone: 800-227-8566, Fax: 904-584-1499.
- B. The General Conditions and the requirements of Division 1 of the specifications shall apply to all work hereunder.
- C. All work shall be performed in accordance with the manufacturer's instructions, and in a manner satisfactory to the owner's representative.

1.01 SCOPE

Rulon International shall furnish all Rulon Curvalon assemblies necessary to complete installation by the contractor, in accordance with plans and specifications. All attachment components shall be supplied by the contractor, as specified.

1.02 RELATED WORK NOT INCLUDED UNDER THIS SECTION

Attachment components for walls, other than the manufacturer's Curvalon Wall Systems, are not included.

1.03 QUALITY ASSURANCE

- A. **Installer Qualifications:** The installer shall be a firm with a minimum of two (2) years of successful experience in installation of products with similar requirements to this project. The installer shall be acceptable to the architect, manufacturer and owner's representative.
- B. **Fire Performance Characteristics:** When specified as "Fire Resistant", Rulon Curvalon assemblies shall conform to Class 1, or A flame spread rating, when tested according to ASTM E-84.
- C. **Environmental Standards:** When required, veneer panel components shall originate from well managed forests as certified by accredited and recognized industry certifying organizations.

1.04 PROJECT CONDITIONS

Installation shall be done only when the temperature and humidity closely approximate the interior conditions that will exist when the building is occupied. The heating and cooling systems shall be operating before, during and after installation, with the humidity of the interior spaces maintained between 25% and 55%.

It is important that the space have proper ventilation, especially in high moisture areas. There shall be no excessive build up of heat in the space.

Prior to the start of installation, all exterior windows and doors are to be in place, glazed, and weather-stripped. The roof is to be watertight and all wet trades' work is to be completed and thoroughly dry.

Mechanical, electrical and other utility service installations within or behind the wall shall have been completed. No materials should rest against, or wrap around, the wall attachment components.

1.05 COORDINATION OF WORK

The layout and installation of Rulon Curvalon support system shall be coordinated with other work penetrating the wall.

1.06 SUBMITTALS

- A. Product Data: Rulon International shall provide product specifications and installation instructions for all supplied materials.
- B. Shop Drawings: When required, Rulon International shall supply shop drawings showing Rulon Curvalon locations and other details deemed pertinent to proper installation.
- C. Samples: A 9"x12" inch sample, with finish applied, shall be submitted for approval.

1.07 DELIVERY, STORAGE, AND HANDLING

- A. Rulon Curvalon assemblies shall be delivered to the project site in original, unopened packages.
- B. The Rulon Curvalon panels shall be stored in a fully enclosed space. For a minimum of seventy-two (72) hours immediately prior to wall installation, the Rulon Curvalon panels shall be stored in the room in which they will be installed. The temperature and humidity of the room shall closely approximate those conditions that will exist when the building is occupied. The Rulon Curvalon panels shall be stored off the floor.
- C. Care in handling must be exercised to avoid damage.

1.08 WARRANTIES

- A. Manufacturer: All materials supplied by the manufacturer shall be guaranteed against manufacturing defects for one (1) year. Because of differing site conditions, wood stains and colorings can vary with age, and are excluded from this warranty.
- B. Contractor: All work shall be guaranteed for one (1) year from final acceptance of completed work.

PART 2 - PRODUCT

2.01 WALL PANELS

The Curvalon wall panels shall be manufactured by Rulon International, St. Augustine, Florida, PH-1-800-227-8566. Panels shall be factory-fabricated to sizes established by approved Rulon shop drawings and confirmed by field dimensions. The Rulon Curvalon Wall Panels will be made with a [veneer species] face veneer, [veneer cut] [veneer match], applied to a 3/4" thick kerfed core material. When necessary, the perimeter of the panel will have a return edge with matching veneer. Wood is a natural product that will undergo changes with variations in the environment. Therefore, all dimension tolerances are $\pm 1/8"$.

2.02 ATTACHMENT SYSTEMS

The Rulon Curvalon shall be installed in accordance with applicable architect's drawings, and manufacturer's shop drawings and installation instructions.

2.03 EDGES, BORDERS, AND PERIMETER TRIMS

Edges, borders, and perimeter trims, shall be designated by specifier in accordance with standard design details available.

2.04 FINISHES AND COLORS

The Curvalon Panel face and edge surfaces shall be factory finished with a clear or custom stain as selected by the Architect. A clear finish is applied to the back side of panels. Wood is a natural product with variations in grain, texture and color – often ranging from light to dark – thereby affecting the surface look. Product finishes shall be stain or sealer coats – spray applied to a smooth sanded surface.

PART 3 - EXECUTION

3.01 PREPARATION

- A. Wall Layout: The contractor shall measure applicable areas, and establish layout of Rulon Curvalon panels and support structure, in accordance with installation instructions.
- B. Coordination: The contractor shall furnish the layout for supports that shall be installed for support of the Curvalon panels. He shall furnish hanger clips, or similar devices for installation, in time to coordinate the work. When specified, Rulon Z-clips, supplied loose for field attachment, may be used for installing Curvalon wall panels.

3.02 INSTALLATION

General: The contractor shall install materials in accordance with Rulon International instructions and architect's drawings. The installation shall comply with applicable regulations and industry standards.

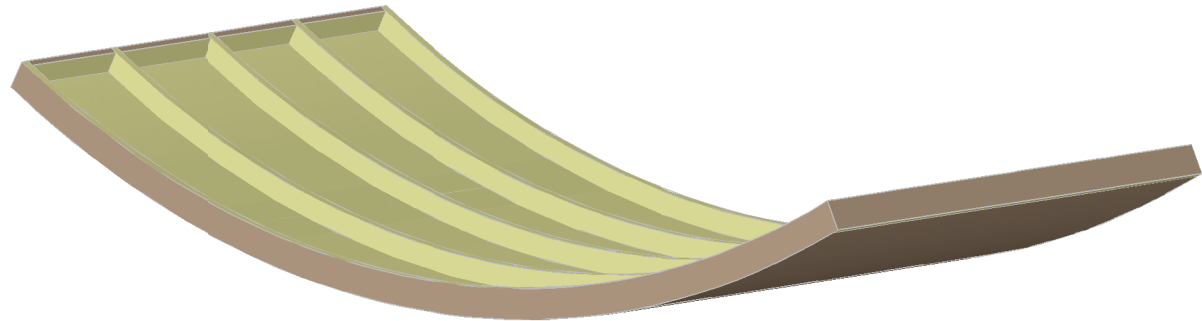
3.03 ADJUSTMENT, CLEANING, AND REPAIR

- A. The contractor shall make final adjustments to level and/or contours.
- B. Upon completion of installation, all Curvalon surfaces and borders shall be cleaned free of dirt, dust, grease, oils, and fingerprints.
- C. All work which cannot be successfully cleaned or repaired shall be removed and replaced.

3.04 INSPECTION

Upon completion of installation, the owner's representative shall inspect all finished surfaces to ensure that work has been performed in a manner satisfactory to the owner. Any deficiencies in the installed Curvalon panels shall be corrected by the contractor at no additional cost to the owner, or to the manufacturer.

<u>DRAWING #</u>	<u>TITLE</u>
V0000001	Curvalon Profile
V0000002	Curvalon Section View Through Shaping Ribs
V0000003	Torsion Spring Curvalon Suspension Detail
V0000004	C-Hanger Cuvalon Suspension Detail



RULON INTERNATIONAL

World Commerce Center
 2000 Ring Way Road
 St. Augustine, FL 32092
 Ph: 1-800-227-8566
 904-584-1400
 Fax: 904-584-1499
 www.rulonco.com
 info@rulonco.com

PROJECT:

TITLE: **Curvalon Index**

ISSUE DATE:

REVISION DATE:
MAY/13/2011

DRAWN BY:

CAP

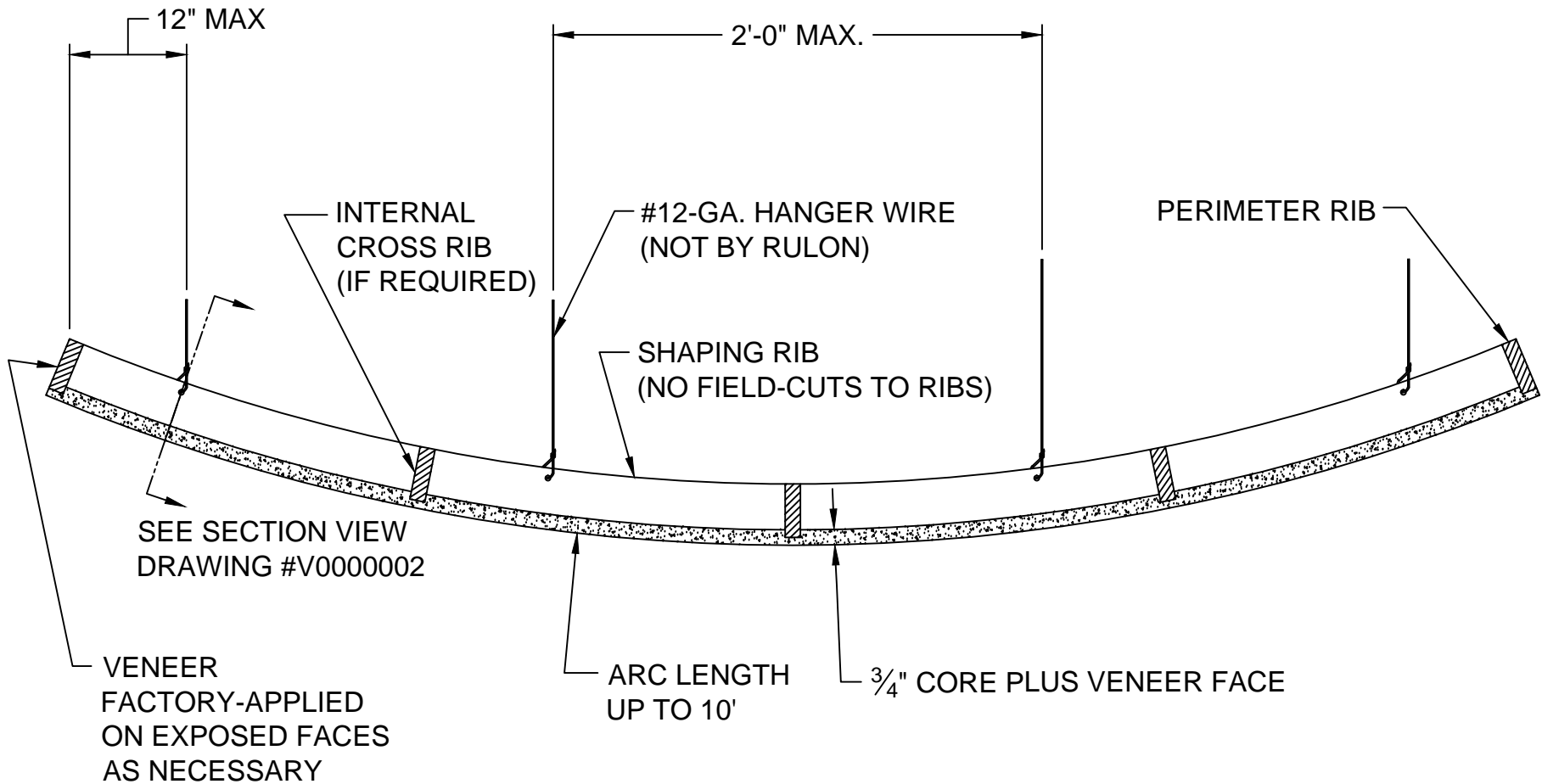
CHECKED BY:

TDA

PROJECT NUMBER:

DRAWING NUMBER:

V00INDEX



RULON INTERNATIONAL

World Commerce Center
 2000 Ring Way Road
 St. Augustine, FL 32092
 Ph: 1-800-227-8566
 904-584-1400
 Fax: 904-584-1499
 www.rulonco.com
 info@rulonco.com

PROJECT:

TITLE: **Curvalon Profile**

ISSUE DATE:

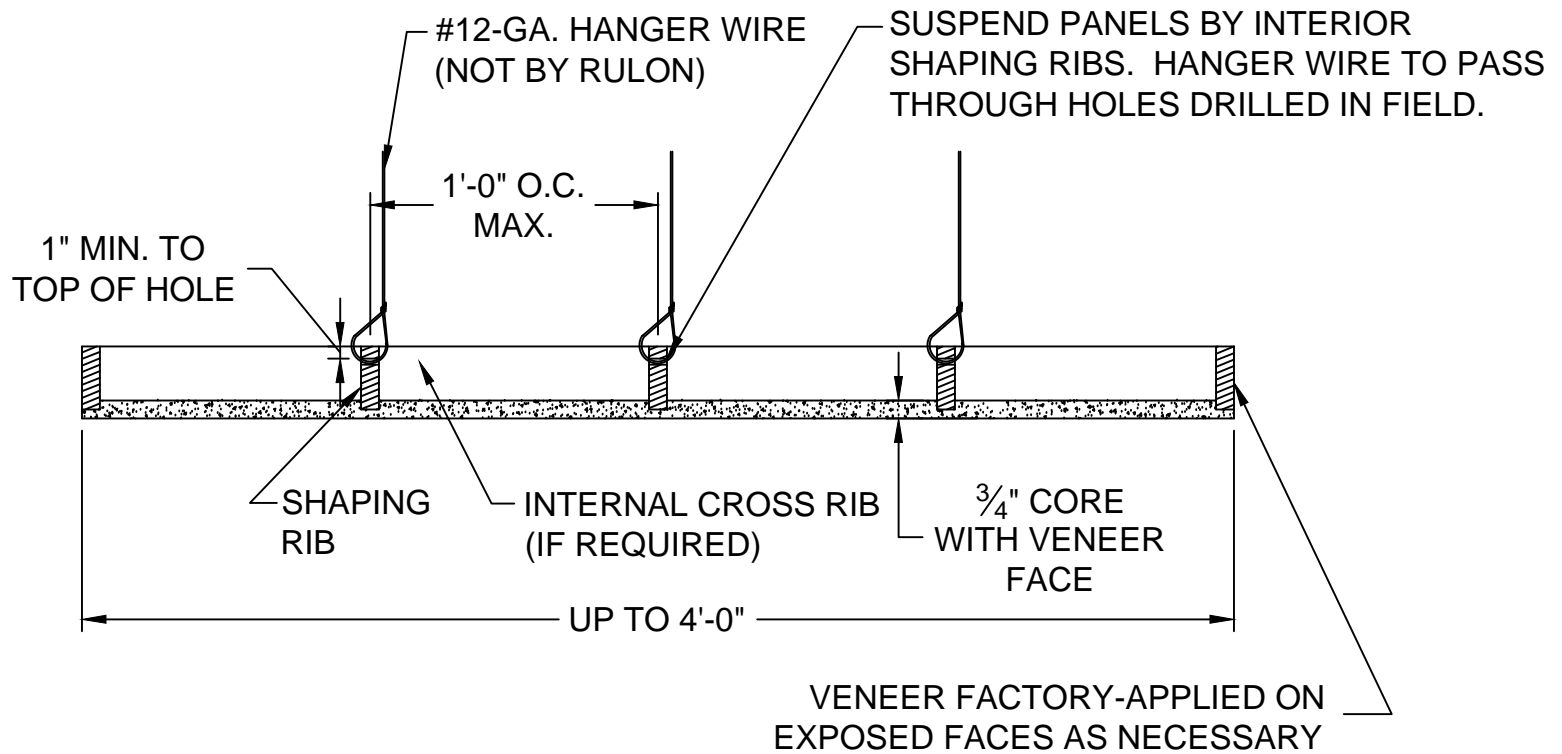
REVISION DATE:
MAY/11/2011

DRAWN BY:
CAP

CHECKED BY:
TDA

PROJECT NUMBER:

DRAWING NUMBER:
V0000001



RULON INTERNATIONAL

World Commerce Center
 2000 Ring Way Road
 St. Augustine, FL 32092
 Ph: 1-800-227-8566
 904-584-1400
 Fax: 904-584-1499
 www.rulonco.com
 info@rulonco.com

PROJECT:

TITLE:

Curvalon Section View Through Shaping Ribs

ISSUE DATE:

REVISION DATE:

MAY/11/2011

DRAWN BY:

CAP

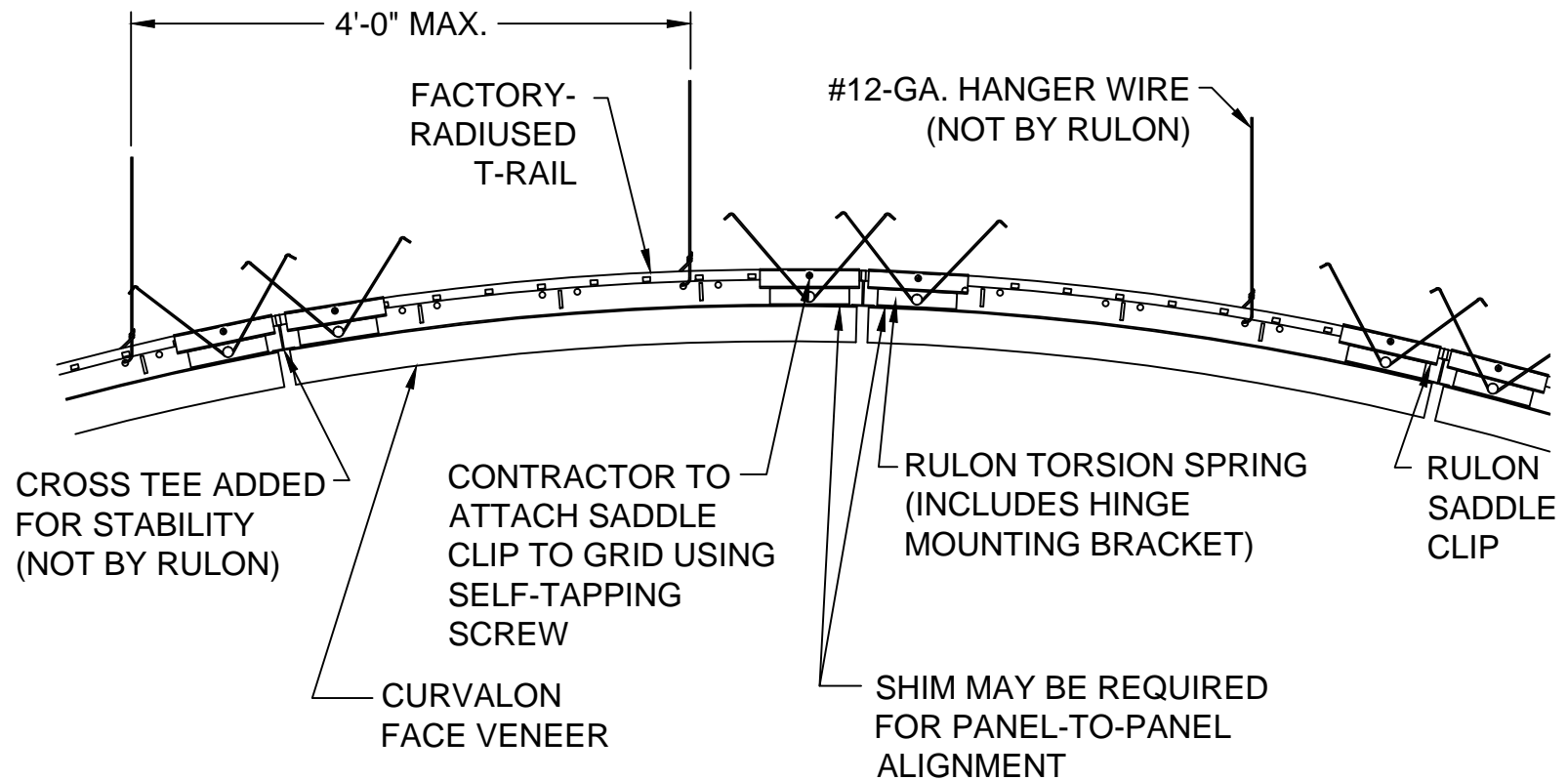
CHECKED BY:

TDA

PROJECT NUMBER:

DRAWING NUMBER:

V0000002



NOTE: SEE HARDWARE DRAWING HDWX0002 FOR TORSION SPRING ASSEMBLY DETAIL



RULON INTERNATIONAL

World Commerce Center
 2000 Ring Way Road
 St. Augustine, FL 32092
 Ph: 1-800-227-8566
 904-584-1400
 Fax: 904-584-1499
 www.rulonco.com
 info@rulonco.com

PROJECT:

TITLE:

Torsion Spring Curvalon
 Suspension Detail

ISSUE DATE:

REVISION DATE:

MAY/11/2011

DRAWN BY:

CAP

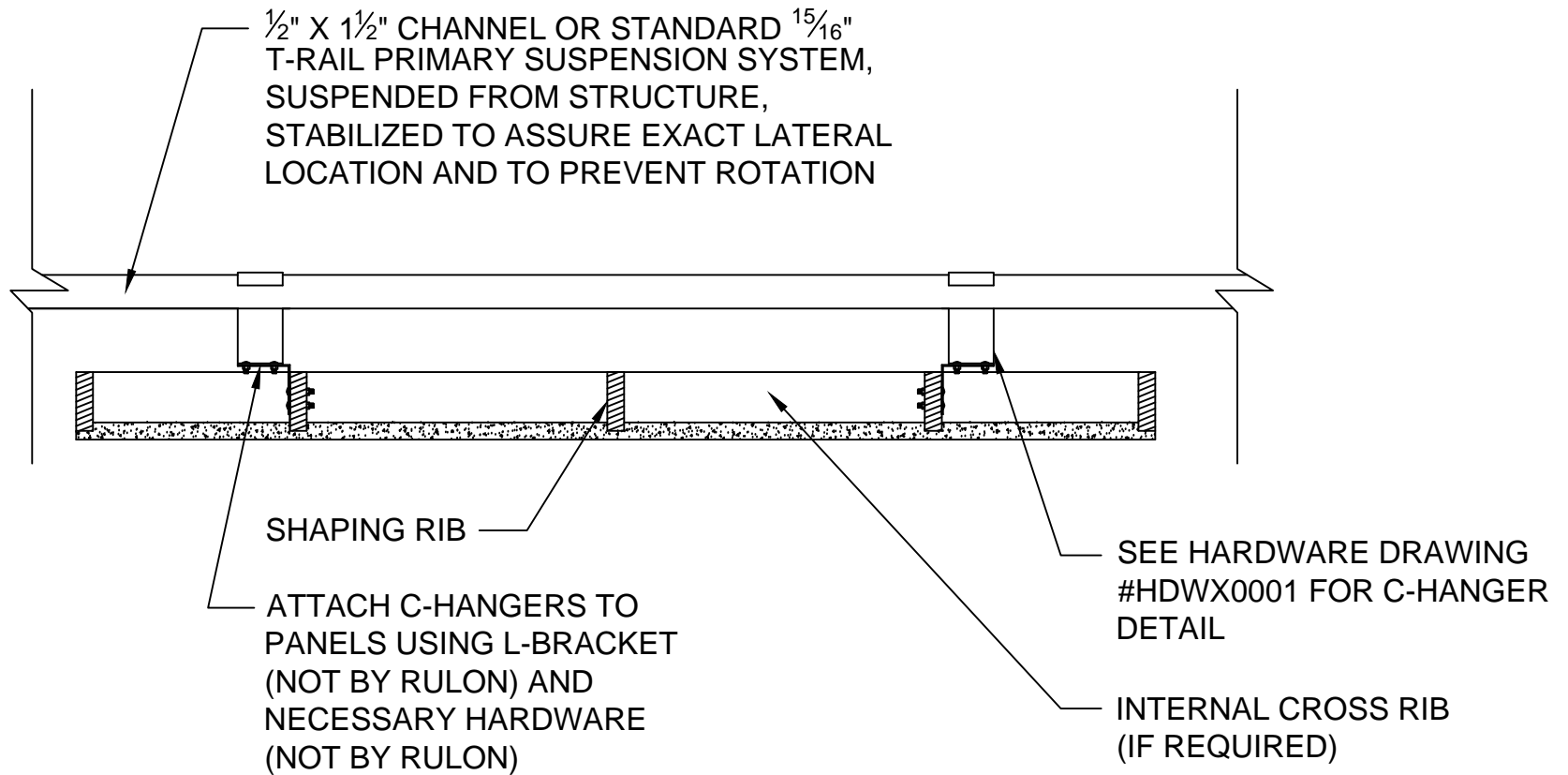
CHECKED BY:

TDA

PROJECT NUMBER:

DRAWING NUMBER:

V0000003



RULON INTERNATIONAL

World Commerce Center
 2000 Ring Way Road
 St. Augustine, FL 32092
 Ph: 1-800-227-8566
 904-584-1400
 Fax: 904-584-1499
 www.rulonco.com
 info@rulonco.com

PROJECT:

TITLE:

C-Hanger Curvalon Suspension Detail

ISSUE DATE:

REVISION DATE:

MAY/11/2011

DRAWN BY:

CAP

CHECKED BY:

TDA

PROJECT NUMBER:

DRAWING NUMBER:

V0000004